

# Pearson Edexcel Level 3 GCE

**Friday 21 June 2024**

Afternoon (Time: 1 hour 30 minutes)

Paper  
reference

**9FM0/3D**

## Further Mathematics

**Advanced**

**PAPER 3D: Decision Mathematics 1**

### You must have:

Mathematical Formulae and Statistical Tables (Green), calculator,  
Decision Mathematics Answer Book (enclosed)

**Candidates may use any calculator permitted by Pearson regulations. Calculators must not have the facility for symbolic algebra manipulation, differentiation and integration, or have retrievable mathematical formulae stored in them.**

### Instructions

- Use **black** ink or ball-point pen.
- If pencil is used for diagrams/sketches/graphs it must be dark (HB or B).
- Write your answers for this paper in the Decision Mathematics answer book provided.
- **Fill in the boxes** at the top of the answer book with your name, centre number and candidate number.
- Do not return the question paper with the answer book.
- Answer **all** questions and ensure that your answers to parts of questions are clearly labelled.
- Answer the questions in the answer book provided  
– *there may be more space than you need.*
- You should show sufficient working to make your methods clear. Answers without working may not gain full credit.
- Inexact answers should be given to three significant figures unless otherwise stated.

### Information

- A booklet 'Mathematical Formulae and Statistical Tables' is provided.
- There are 7 questions in this question paper. The total mark for this paper is 75.
- The marks for **each** question are shown in brackets  
– *use this as a guide as to how much time to spend on each question.*

### Advice

- Read each question carefully before you start to answer it.
- Try to answer every question.
- Check your answers if you have time at the end.

Turn over ►

P75688A

©2024 Pearson Education Ltd.  
F:1/1/1/1/1/1/



  
**Pearson**

**BLANK PAGE**



1.

17    8    16    12    24    19    23    11    20    13    4

The eleven numbers listed above are to be packed into bins of size  $n$  where  $n$  is a positive integer. When the first-fit bin packing algorithm is applied to the eleven numbers, the bins are packed as shown below.

Bin 1:    17        8        12

Bin 2:    16        24

Bin 3:    19        11        4

Bin 4:    23        13

Bin 5:    20

(a) Explain why this packing means that the value of  $n$  must be 40 (1)

The original list of eleven numbers is to be sorted into descending order.

(b) Use a quick sort to obtain the fully sorted list. You must make your pivots clear. (4)

(c) Apply the first-fit decreasing bin packing algorithm to the fully sorted list to pack the numbers into bins of size 40 (2)

(Total for Question 1 is 7 marks)

2. The table below represents a network of shortest distances, in miles, to travel between nine castles, A, B, C, D, E, F, G, H and J.

	A	B	C	D	E	F	G	H	J
A	–	50	59	26	50	40	87	63	59
B	50	–	28	61	79	63	45	64	48
C	59	28	–	33	57	35	70	36	45
D	26	61	33	–	24	64	71	37	33
E	50	79	57	24	–	40	64	30	31
F	40	63	35	64	40	–	47	70	71
G	87	45	70	71	64	47	–	34	67
H	63	64	36	37	30	70	34	–	33
J	59	48	45	33	31	71	67	33	–

- (a) Use Prim's algorithm, starting at D, to find the minimum spanning tree for this network. You must clearly state the order in which you select the arcs of your tree. (3)
- (b) State the weight of the minimum spanning tree found in part (a). (1)
- (c) Draw the minimum spanning tree using the vertices given in Diagram 1 in the answer book. (1)
- A historian needs to visit all of the castles, starting and finishing at the same castle, and wishes to minimise the total distance travelled.
- (d) Use your answer to part (b) to calculate an initial upper bound for the length of the historian's route. (1)
- (e) (i) Use the nearest neighbour algorithm, starting at D, to find an upper bound for the length of the historian's route.
- (ii) Write down the route which gives this upper bound. (3)

Using the nearest neighbour algorithm, starting at F, an upper bound of length 352 miles was found.

- (f) State the best upper bound that can be obtained by using this information and your answers from parts (d) and (e). Give the reason for your answer. (1)



- (g) By deleting A and all of its arcs, find a lower bound for the length of the historian's route.

(2)

By deleting J and all of its arcs, a lower bound of length 274 miles was found.

- (h) State the best lower bound that can be obtained by using this information and your answer to part (g). Give the reason for your answer.

(1)

---

**(Total for Question 2 is 13 marks)**

3.

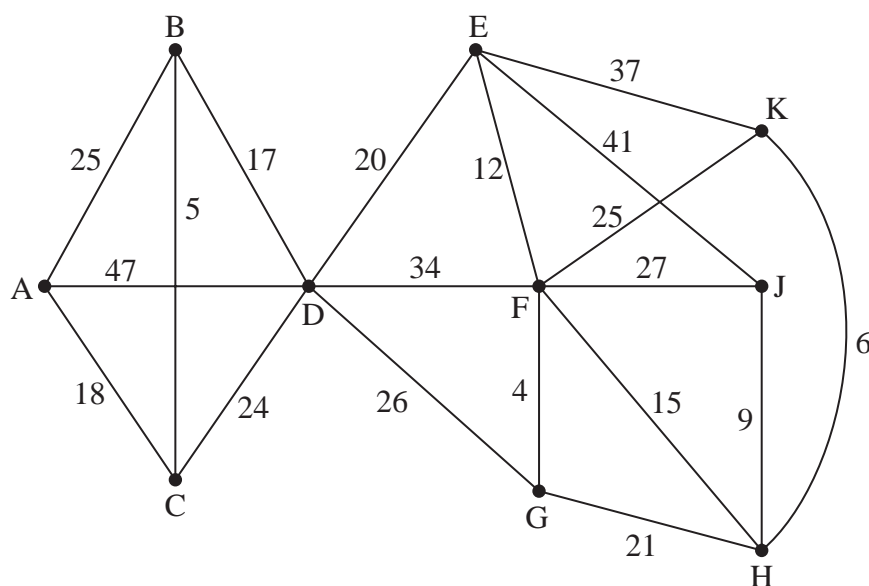


Figure 1

[The total weight of the network is 413]

Figure 1 represents a network of cycle tracks between ten towns, A, B, C, D, E, F, G, H, J and K. The number on each arc represents the length, in kilometres, of the corresponding track.

(a) Use Dijkstra's algorithm to find the shortest path from A to J.

(5)

Abi needs to travel along every track shown in Figure 1 to check that they are all in good repair. She needs to start her inspection route at town G and finish her route at either town J or town K.

Abi wishes to minimise the total distance required to traverse every track.

(b) By considering all relevant pairings of vertices, determine whether Abi should finish her inspection route at town J or town K. You must

- state which tracks she will repeat in her route
- state the total length of her route

(6)

The direct track between town B and town C **and** the direct track between town H and town K are **now** closed to all users. A second person, Tarig, is asked to check all the remaining tracks starting at G and finishing at H.

Tarig wishes to minimise the total length of his inspection route.

(c) Determine which route, Abi's or Tarig's, is shorter. You must make your working clear.

(2)

(Total for Question 3 is 13 marks)

4. (a) Explain why it is **not** possible to draw a graph with exactly six nodes with degrees 1, 2, 3, 4, 5 and 6

(1)

A tree,  $T$ , has exactly six nodes. The degrees of the six nodes of  $T$  are

$$1 \quad 2 \quad (4 - x) \quad (2x - 5) \quad (4x - 11) \quad (3x - 5)$$

where  $x$  is an integer.

- (b) Explain how you know that  $T$  cannot be Eulerian.

(1)

- (c) (i) Determine the value of  $x$

- (ii) Hence state whether  $T$  is semi-Eulerian or not. You must justify your answer.

(5)

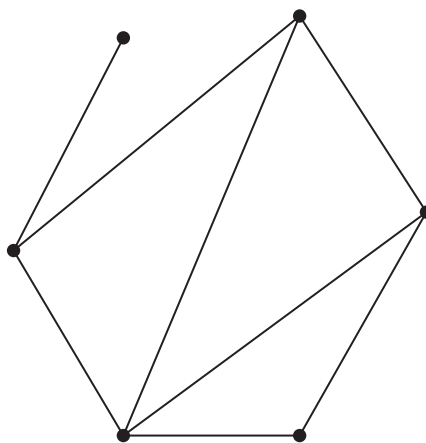


Figure 2

Figure 2 shows a graph,  $G$ , with six nodes with degrees 1, 2, 3, 3, 3 and 4

- (d) Using the vertices in Diagram 1 in the answer book, draw a graph with exactly six nodes with degrees 1, 2, 3, 3, 3 and 4 that is **not** isomorphic to  $G$ .

(1)

(Total for Question 4 is 8 marks)

5. Two friends, Anaira and Tommi, play a game involving two positive numbers  $x$  and  $y$

Anaira gives Tommi the following clues to see if he can correctly determine the value of  $x$  and the value of  $y$

- $x$  is greater than  $y$  and the difference between the two is at least 100
- $x$  is at most 5 times as large as  $y$
- the sum of  $2x$  and  $3y$  is at least 350
- the sum of  $x$  and  $y$  is as small as possible

Tommi decides to solve this problem by using the big-M method.

(a) Set up an initial tableau for solving this problem using the big-M method.

As part of your solution, you must show

- how the constraints were made into equations using one slack variable, exactly two surplus variables and exactly two artificial variables
- how the objective function was formed

(6)

The big-M method is applied until the tableau containing the optimal solution to the problem is found. One row of this final tableau is as follows.

b.v.	$x$	$y$	$s_1$	$s_2$	$s_3$	$a_1$	$a_2$	Value
$x$	1	0	$-\frac{3}{5}$	0	$-\frac{1}{5}$	$\frac{3}{5}$	$\frac{1}{5}$	130

(b) (i) State the value of  $x$

(ii) Hence deduce the value of  $y$ , making your reasoning clear.

(3)

(Total for Question 5 is 9 marks)



**BLANK PAGE**



6. The precedence table below shows the 12 activities required to complete a project.

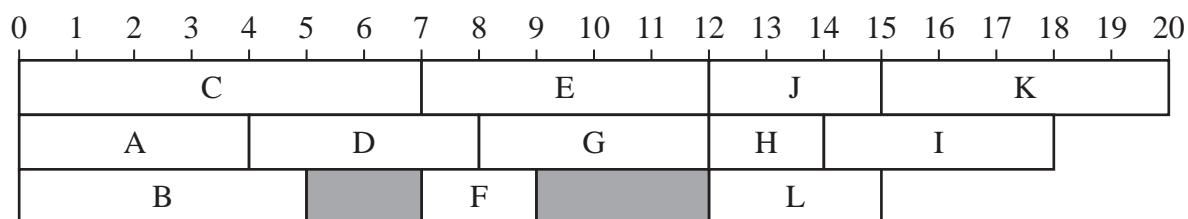
Activity	Immediately preceding activities
A	–
B	–
C	–
D	A
E	A, B, C
F	A, B, C
G	C
H	D, E
I	D, E
J	D, E
K	F, G, J
L	F, G

- (a) Draw the activity network described in the precedence table, using activity on arc.

Your activity network must contain the minimum number of dummies only.

(5)

Each of the activities shown in the precedence table requires one worker. The project is to be completed in the minimum possible time.



**Figure 3**

Figure 3 shows a schedule for the project using three workers.

(b) (i) State the critical path for the network.

(ii) State the minimum completion time for the project.

(iii) Calculate the total float on activity B.

(iv) Calculate the total float on activity G.

**(4)**

Immediately after the start of the project, it is found that the duration of activity I, as shown in Figure 3, is incorrect. In fact, activity I will take 8 hours.

The durations of all the other activities remain as shown in Figure 3.

(c) Determine whether the project can still be completed in the minimum completion time using only three workers when the duration of activity I is 8 hours.

Your answer must make specific reference to workers, times and activities.

**(2)**

**(Total for Question 6 is 11 marks)**

7. A maximisation linear programming problem in  $x$ ,  $y$  and  $z$  is to be solved using the Simplex method.

The tableau after the 1st iteration is shown below.

b.v.	$x$	$y$	$z$	$s_1$	$s_2$	$s_3$	Value
$s_1$	0	$-\frac{1}{2}$	$\frac{3}{2}$	1	$-\frac{1}{2}$	0	30
$x$	1	$\frac{1}{4}$	$-\frac{1}{4}$	0	$\frac{1}{4}$	0	10
$s_3$	0	1	1	0	0	1	26
$P$	0	$-\frac{1}{4}$	$-\frac{11}{4}$	0	$\frac{3}{4}$	0	30

- (a) State the column that contains the pivot value for the 1st iteration. You must give a reason for your answer. (2)
- (b) By considering the equations represented in the above tableau, formulate the linear programming problem in  $x$ ,  $y$  and  $z$  only. State the objective and list the constraints as inequalities with integer coefficients. (5)
- (c) Taking the most negative number in the profit row to indicate the pivot column, perform the 2nd iteration of the Simplex algorithm, to obtain a new tableau, T. Make your method clear by stating the row operations you use. (4)
- (d) (i) Explain, using T, how you know that an optimal solution to the original linear programming problem has **not** been found after the 2nd iteration. (2)
- (ii) State the values of the basic variables after the 2nd iteration. (2)

A student attempts the 3rd iteration of the Simplex algorithm and obtains the tableau below.

b.v.	$x$	$y$	$z$	$s_1$	$s_2$	$s_3$	Value
$z$	0	0	1	$\frac{1}{2}$	$-\frac{1}{4}$	$\frac{1}{4}$	$\frac{43}{2}$
$x$	1	0	0	$\frac{1}{4}$	$\frac{1}{8}$	$-\frac{1}{8}$	$\frac{57}{4}$
$y$	0	1	0	$-\frac{1}{2}$	$\frac{1}{4}$	$\frac{3}{4}$	$\frac{9}{2}$
$P$	0	1	0	$\frac{5}{4}$	$\frac{1}{8}$	$\frac{7}{8}$	$\frac{361}{4}$

(e) Explain how you know that the student's attempt at the 3rd iteration is **not** correct.

(1)

(Total for Question 7 is 14 marks)

**TOTAL FOR PAPER IS 75 MARKS**



**BLANK PAGE**



**BLANK PAGE**



**BLANK PAGE**





Please check the examination details below before entering your candidate information

Candidate surname

Other names

Centre Number

Candidate Number

--	--	--	--	--

--	--	--	--

**Pearson Edexcel Level 3 GCE**

**Friday 21 June 2024**

Afternoon (Time: 1 hour 30 minutes)

**Paper  
reference**

**9FM0/3D**

**Further Mathematics**

**Advanced**

**PAPER 3D: Decision Mathematics 1**

**Answer Book**

Do not return the question paper with the answer book.

Total Marks

Turn over ►

P75688A

©2024 Pearson Education Ltd.  
F:1/1/1/1/1/1/



Pearson

1.

17      8      16      12      24      19      23      11      20      13      4

DO NOT WRITE IN THIS AREA

DO NOT WRITE IN THIS AREA

DO NOT WRITE IN THIS AREA



**Question 1 continued**

DO NOT WRITE IN THIS AREA

DO NOT WRITE IN THIS AREA

DO NOT WRITE IN THIS AREA

**(Total for Question 1 is 7 marks)**

### Diagram 1



## Question 2 continued

	A	B	C	D	E	F	G	H	J
A	–	50	59	26	50	40	87	63	59
B	50	–	28	61	79	63	45	64	48
C	59	28	–	33	57	35	70	36	45
D	26	61	33	–	24	64	71	37	33
E	50	79	57	24	–	40	64	30	31
F	40	63	35	64	40	–	47	70	71
G	87	45	70	71	64	47	–	34	67
H	63	64	36	37	30	70	34	–	33
J	59	48	45	33	31	71	67	33	–

DO NOT WRITE IN THIS AREA

DO NOT WRITE IN THIS AREA

DO NOT WRITE IN THIS AREA



## Question 2 continued

	A	B	C	D	E	F	G	H	J
A	–	50	59	26	50	40	87	63	59
B	50	–	28	61	79	63	45	64	48
C	59	28	–	33	57	35	70	36	45
D	26	61	33	–	24	64	71	37	33
E	50	79	57	24	–	40	64	30	31
F	40	63	35	64	40	–	47	70	71
G	87	45	70	71	64	47	–	34	67
H	63	64	36	37	30	70	34	–	33
J	59	48	45	33	31	71	67	33	–

(Total for Question 2 is 13 marks)



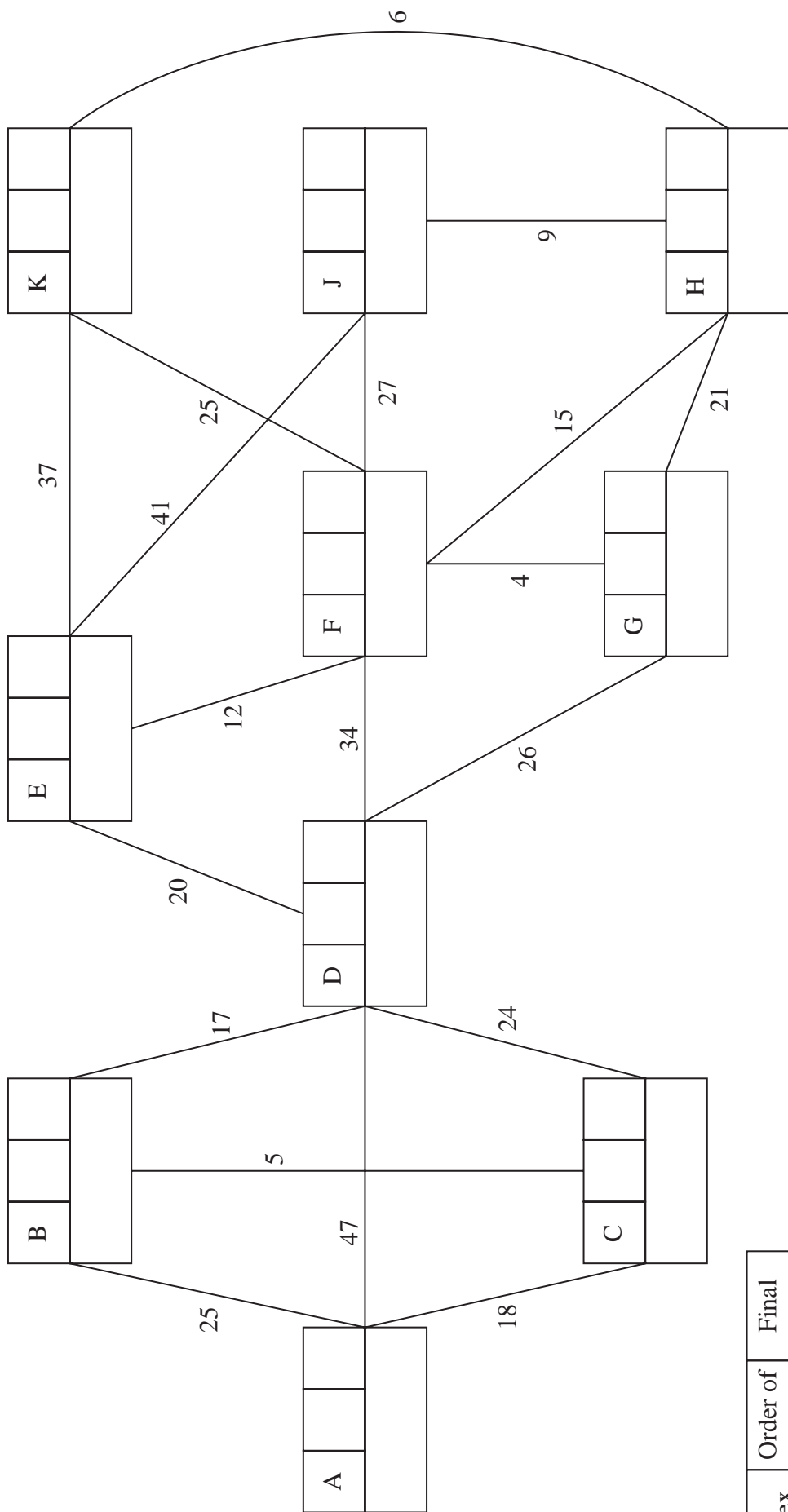
P 7 5 6 8 8 A 0 7 2 0

3.

8



P 7 5 6 8 8 A 0 8 2 0



Key:

Vertex	Order of labelling	Final value
Working value		

Shortest path from A to J: \_\_\_\_\_



## This image shows a single sheet of white paper with horizontal ruling lines. The lines are evenly spaced and run across the width of the page. There are no margins, text, or other markings on the paper.



**Question 3 continued**

DO NOT WRITE IN THIS AREA

DO NOT WRITE IN THIS AREA

DO NOT WRITE IN THIS AREA

**(Total for Question 3 is 13 marks)**

4.



**Question 4 continued**

DO NOT WRITE IN THIS AREA

DO NOT WRITE IN THIS AREA

DO NOT WRITE IN THIS AREA



## Question 4 continued

DO NOT WRITE IN THIS AREA

DO NOT WRITE IN THIS AREA

DO NOT WRITE IN THIS AREA




Diagram 1

(Total for Question 4 is 8 marks)



5.

DO NOT WRITE IN THIS AREA

DO NOT WRITE IN THIS AREA

DO NOT WRITE IN THIS AREA



## Question 5 continued

b.v.	$x$	$y$						Value
$P$								

(Total for Question 5 is 9 marks)



6.

DO NOT WRITE IN THIS AREA

DO NOT WRITE IN THIS AREA

DO NOT WRITE IN THIS AREA





**Question 6 continued**

DO NOT WRITE IN THIS AREA

DO NOT WRITE IN THIS AREA

DO NOT WRITE IN THIS AREA

**(Total for Question 6 is 11 marks)**

7.

DO NOT WRITE IN THIS AREA

DO NOT WRITE IN THIS AREA

DO NOT WRITE IN THIS AREA



## Question 7 continued

b.v.	$x$	$y$	$z$	$s_1$	$s_2$	$s_3$	Value
$s_1$	0	$-\frac{1}{2}$	$\frac{3}{2}$	1	$-\frac{1}{2}$	0	30
$x$	1	$\frac{1}{4}$	$-\frac{1}{4}$	0	$\frac{1}{4}$	0	10
$s_3$	0	1	1	0	0	1	26
$P$	0	$-\frac{1}{4}$	$-\frac{11}{4}$	0	$\frac{3}{4}$	0	30

b.v.	$x$	$y$	$z$	$s_1$	$s_2$	$s_3$	Value	Row Ops
$P$								



**Question 7 continued**

DO NOT WRITE IN THIS AREA

DO NOT WRITE IN THIS AREA

DO NOT WRITE IN THIS AREA

**(Total for Question 7 is 14 marks)****TOTAL FOR PAPER IS 75 MARKS**